


The  
**Gallery**  
*lighting*  
System



The Gallery Lighting System  
**SPECIFICATIONS**


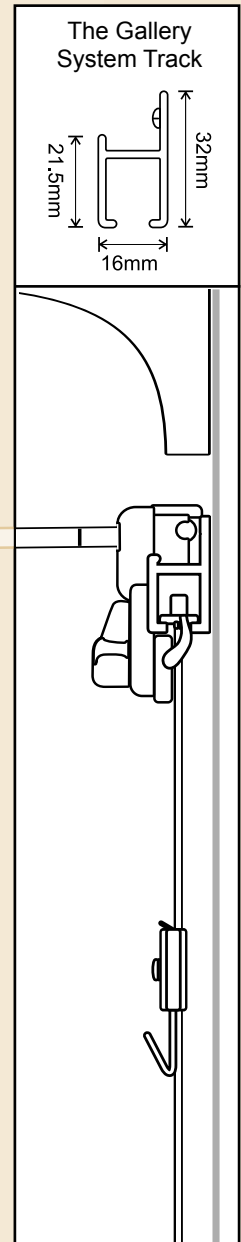
---

[Thegallerysystem.com.au](http://Thegallerysystem.com.au)

## Bring your pictures to life with The Gallery Lighting System

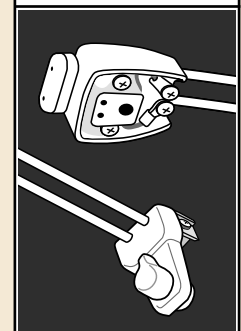
Choosing the correct lighting is crucial to any display. By utilizing the same track that hangs art, The Gallery Lighting System offers features and benefits not seen with traditional lighting methods. Now anyone can achieve a professional display using The Gallery Lighting System.

- **FLEXIBLE** - Position the lights anywhere along The Gallery System track where the lighting system is installed. When the art is moved, simply move the lights to suit.
  - **ECONOMICAL** – Not only is the system affordable, low wattage LED lamps are used to keep running costs low.
  - **EASY TO INSTALL** – Being a 12-volt system, it is designed for DIY installation. However, if modifications and accessories such as dimmers are to be installed on the 240-volt side of the transformer or the transformer is to be hardwired, it is imperative that this work be carried out by a licensed electrician.
  - **UNOBTRUSIVE** – The Gallery Lighting System is designed so that your art is the centre piece of the display not the light wands. Additionally, the LED lamps recommended for use with The Gallery Lighting System have no light throwback to distract from viewing the art.
  - **SAFE** – The low heat emission from the LED lamps will never damage artwork.
  - **PROFESSIONAL** – The Gallery Lighting System delivers a professional look and feel to any display.
  - **MADE IN AUSTRALIA** – The light wands are manufactured in Gallery Systems' Sunshine Coast factory, in Queensland, Australia.
- Lifetime warranty on The Gallery System track.
- 2 year warranty on light wands and manufacturers warranty on all other lighting components (transformers, lamps etc.). Talk to your local distributor for more details.



Paintings by Gary Myers.

**2 YEAR WARRANTY**  
on Light Wands



**LIFETIME WARRANTY**  
on  
The Gallery System track



## THE GALLERY SYSTEM TRACK\*

- Sold in 2m and 3m lengths.
- Aluminium construction.
- Available colours
  - Powder coated white.
  - Anodised silver.
  - Mill finish for custom powder coating or painting.
- Maximum weight capacity of 30kg per metre.
- \* See [The Gallery System specifications sheet](#) for more details on suitable hangers and hooks.
- See installation instructions for full details at [www.thegallerysystem.com/directions](http://www.thegallerysystem.com/directions)



Side view of light wand on The Gallery System Track.

## LIGHT WANDS

- Noncorrosive brushed stainless-steel construction.
- Sturdy injection moulded plastic fittings to hold the lamps and attach the wand to The Gallery System track.
- Plastic fittings come in either white or black.
- Light wands easily clip on and off The Gallery System track when art is moved or removed.
- Light angle can be directed up or down the wall by sliding the lamp along the light wand.
- Side to side angle of the light can be changed by repositioning the light wand on the track.
- For use with 12-volt LED MR16 lamps (lamps and transformer kits sold separately).
- 2-year warranty on light wands.



## LAMPS (recommended & tested by Gallery Systems)



- Philips (black)
  - 7-watt LED
  - 12-volt, MR-16, 40,000 hour life
  - 60 degree beam angle
  - 3000k colour temperature
  - 500 lumens
  - Dimmable
  - 3 year manufacturers limited warranty



- GE (silver)
  - 7-watt LED
  - 12-volt, MR-16, 25,000 hour life
  - 60 degree beam angle
  - 3000k colour temperature
  - 550 lumens
  - Dimmable
  - 3 year manufacturers limited warranty



### MAXI LIGHTING KIT (runs up to 18 x 7-watt lamps) **Includes**

- 1 x 200va transformer, with 1 x 1.8m, 240-volt plug and lead (power input), and 1 x 3m, black 12-volt cable (power output).
- 1 x 20m roll of grey flat power cable \*\* (grey flat power cable \*\* installed across the top of The Gallery System track).
- 1 x white junction box, prewired to grey flat power cable \*\* (junction box fits on the wall at the end of the track to cover connection between black 12-volt cable from the transformer and the grey flat power cable \*\* running across the top of The Gallery System track).
- 2 x 10m rolls of doublesided adhesive tape (tape holds the grey flat power cable \*\* into the top of The Gallery System track).



### MINI LIGHTING KIT (runs up to 8 x 7-watt lamps) **Includes**

- 1 x 60-watt transformer, with 1 x 1.8m, 240-volt plug and lead (power input), and 1 x 3m, grey flat power cable \*\* (power output). **NOTE:** 60-watt transformer has a minimum load of two lights.
- 1 x 9m roll of grey flat power cable \*\* (grey flat power cable \*\* installed across the top of The Gallery System track).
- 1 x white junction box, prewired to the grey flat power cable \*\* (junction box fits on the wall at the end of the track to cover connection between 12-volt cable from the transformer and the grey flat power cable \*\* running across the top of The Gallery System track).
- 1 x 10m roll of doublesided adhesive tape (tape holds the grey flat power cable \*\* into the top of The Gallery System track).



### MICRO LIGHTING KIT (runs up to 6 x 7-watt lamps) **Includes**

- 1 x 60-watt transformer, with 1 x 1.8m, 240-volt plug and lead (power input), and 1 x 6m roll of grey flat power cable \*\* (power output). **NOTE:** 60-watt transformer has a minimum load of two lights.
- 1 x 10m roll of doublesided adhesive tape (tape holds the grey flat power cable \*\* into the top of The Gallery System track).



## STEPS TO DESIGNING A LIGHTING SYSTEM

1. Measure wall space.
2. Decide on the number of LED lamps required.
3. Choose a kit by factoring in the answers to 1 & 2
  - The Micro Kit: Runs up to 6 x 7-watt LED lamps (over approx. 6m of track)
  - The Mini Kit: Runs up to 8 x 7-watt LED lamps (over approx. 9m of track)
  - The Maxi Kit: Runs up to 18 x 7-watt LED lamps (over approx. 20m of track)

**NOTE:** For all systems outside of the standard configuration, please contact your local distributor for a custom quote to meet your own design/specifications.

4. Choose the colour of your light wands and LED lamps.
  - **Light Wands:** The fittings on the stainless-steel wands come in white or black and you can choose LED lamps to match.
  - **Lamps:** Available in low watt LED (up to 40,000 hour life).  
**NOTE:** 20-watt hallogen lamps are availbe (up to 5,000 hour life) though, the number of lamps per system is considerably reduced - ask your distributor if you are interested in this option.

### The Gallery Lighting System Quick Guide

PRODUCT	CODE	No. Wands & 7-watt LED Lamps	Max. Length of Track	Junction Box Included
MAXI KIT	GL2.TR200KIT	UP TO 18	20 METRES	✓
MINI KIT	GL2.TRANS60KIT9	MINIMUM 2, MAXIMUM 8	9 METRES	✓
MICRO KIT	GL2.TRANS60/6	MINIMUM 2, MAXIMUM 6	6 METRES	

PRODUCT	CODE	DESCRIPTION
LIGHT WANDS	GL2.WAND	WHITE
LIGHT WANDS	GL2.WANDBLACK	BLACK
PHILIPS LED	GL2.PHILLED7W	BLACK
GE LED	GL2.GELED7W	SILVER
THE GALLERY SYSTEM TRACK 2M	GTRACK2	2m SILVER ANODISED
THE GALLERY SYSTEM TRACK 3M	GTRACK3	3m SILVER ANODISED
THE GALLERY SYSTEM TRACK 2M	GTRACK2W	2m POWDER COATED WHITE
THE GALLERY SYSTEM TRACK 3M	GTRACK3W	3m POWDER COATED WHITE

**IMPORTANT:** Read all instructions before installation of The Gallery Lighting System.

**DO NOT** exceed the maximum number of lamps on each system as this may cause damage to your wands and/or transformer as well as reducing the efficiency of your light output.